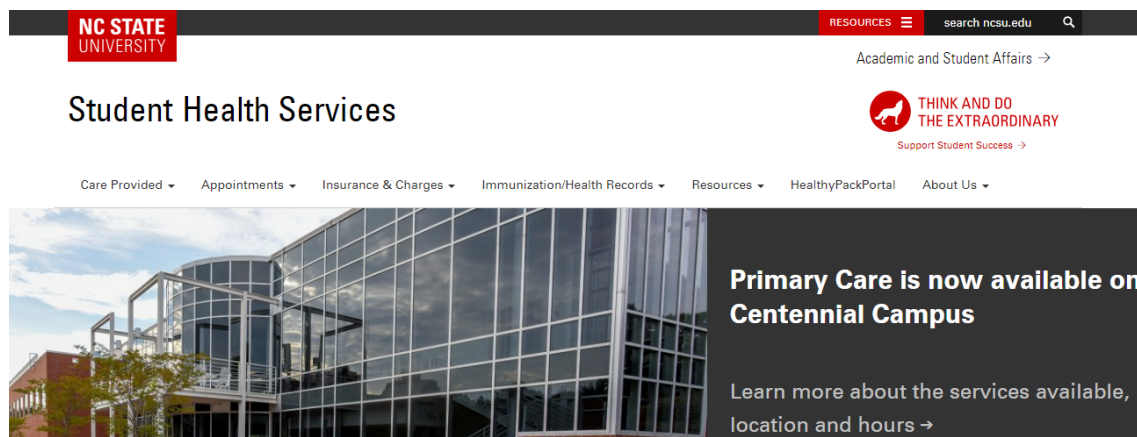


Immunization Records - Instructions


1. Go to <https://healthypack.dasa.ncsu.edu/>



2. Select "Healthy Pack Portal" in the menu bar. Click "Log on". This will prompt you to select North Carolina State University. Use your Unity ID and password to login. It will redirect to the Homepage.



HealthyPackPortal



[Locations and Hours](#)

[Anna Hayes](#)



[Home](#) [Appointment](#) [Immunizations](#) [Forms](#) [Messages](#) [Education](#) [Upload](#)

Welcome to NC State's HealthyPack Portal

After-Hours Emergencies

Student Health is closed after 5:00 pm. Call 911 for emergencies. If you need to access an after hours urgent care center, please see [Emergencies and Urgent Care](#) for urgent care locations and information.

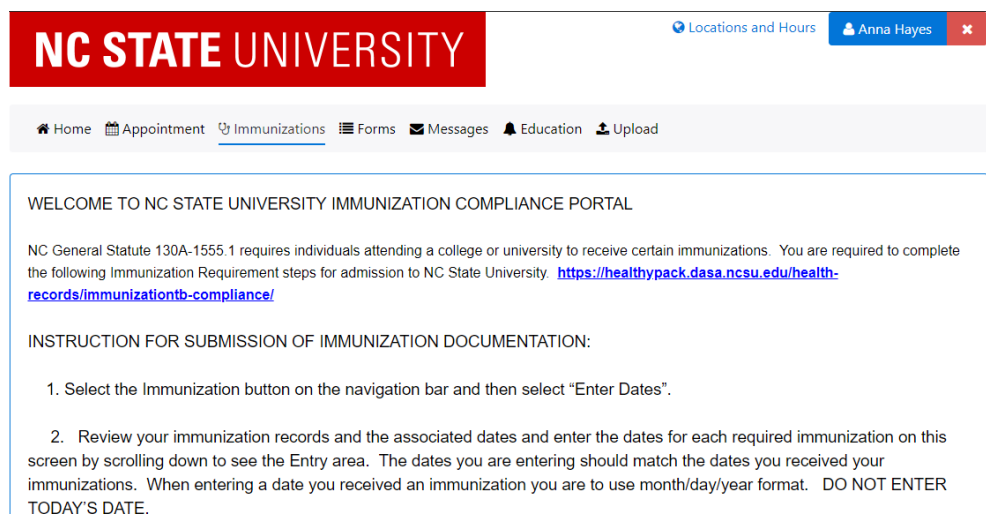
Link to [Student Health Website](#) Please check the website for up-to-date announcements about the health center.

We are committed to protecting your personal information. Data that you provide cannot be viewed by anyone else on the Web and is securely maintained. We do not share your information with anyone else.

As part of the NCSU community, Student Health welcomes all students regardless of ethnicity, race, national origin, age, gender, gender orientation, sexual orientation, socioeconomic background, religion or disability. We seek to promote an environment of safety, inclusion, equality, respect and understanding between staff, students and the NCSU community at large.

*NC State HealthyPack Portal provides secure HIPAA and FERPA compliant communications for university students and NC State University Student Health Services. All communications through HealthWeb are stored in your confidential electronic medical record at NC State University Student Health Services. [More information about Records Retention and Disposition at NCSU.](#)

3. Click on "Immunizations" in the Menu bar.



NC STATE UNIVERSITY

Locations and Hours Anna Hayes

Home Appointment **Immunizations** Forms Messages Education Upload

WELCOME TO NC STATE UNIVERSITY IMMUNIZATION COMPLIANCE PORTAL

NC General Statute 130A-1555.1 requires individuals attending a college or university to receive certain immunizations. You are required to complete the following Immunization Requirement steps for admission to NC State University: <https://healthypack.dasa.ncsu.edu/health-records/immunizationtb-compliance/>

INSTRUCTION FOR SUBMISSION OF IMMUNIZATION DOCUMENTATION:

1. Select the Immunization button on the navigation bar and then select "Enter Dates".
2. Review your immunization records and the associated dates and enter the dates for each required immunization on this screen by scrolling down to see the Entry area. The dates you are entering should match the dates you received your immunizations. When entering a date you received an immunization you are to use month/day/year format. DO NOT ENTER TODAY'S DATE.

4. Read ALL instructions below carefully and note that you must enter the dates of your immunizations **AND** upload your immunization documents as well.

INSTRUCTION FOR SUBMISSION OF IMMUNIZATION DOCUMENTATION:

1. Select the Immunization button on the navigation bar and then select "Enter Dates".

2. Review your immunization records and the associated dates and enter the dates for each required immunization on this screen by scrolling down to see the Entry area. The dates you are entering should match the dates you received your immunizations. When entering a date you received an immunization you are to use month/day/year format. DO NOT ENTER TODAY'S DATE.

3. **Upload** your Immunization documents by scanning them on your computer and saving to a file. Navigate to the "upload" button on the navigation bar to upload your documents. A link to the NC State Web Site is provided and identifies the various documents that are acceptable to submit as part of Immunization Compliance.

*** As a reminder, make sure your name and date of birth are on all documents. A certificate of translation is required for any documents not scribed in English.

NC State University Recommended Immunizations

You have the option during this process to enter Immunizations that are recommended but not required as part of Immunization Compliance. A list of recommended Immunizations can be found on the NC State University Immunization Record located on the Student Health Services website under "FORMS".

4. PRINT/DOWNLOAD YOUR IMMUNIZATION RECORD:

Select the print button immediately above the tabs where you entered your Immunization Dates.

An Immunization Record will display

You may print/download your immunization record. It is recommended you retain a copy for future need/reference please note: As you receive immunizations at Student Health Services your record will update.

5. Click on each immunization from your records to enter the date. Please notice it is MM/DD/YYYY.

Measles, Mumps, Rubella

MMR (Measles, Mumps & Rubella) Vaccine -
2 dose series requirement

Two dose series - 1st Dose after the 1st birthday
and the 2nd dose no less than 28 days after the
1st dose

Dose 1

mm/dd/yyyy

Dose 2

mm/dd/yyyy

OPTIONAL : Titer for Measles (blood test for
immunity)

Upload the actual lab report showing the
results.

mm/dd/yyyy

Result

*****NOTE*****
***You do not need to have all
immunizations prior to your
arrival at NC State. It is alright if
you are missing one, as you will
be able to receive the
immunization at the Student
Health Services Center during
Orientation.***

[Click here for
translations of common
immunizations.](#)

6. Once you have entered all dates for the immunization, click the "Submit" button to the right. Make sure you also upload your documents by clicking "Upload" in the menu bar. All documents must have your name and date of birth. If documents are not in English, a certificate of translation is required.

Print

Verified

Measles, Mumps, Rubella

Tetanus, Diptheria, Pertussis

Hepatitis B

Tuberculosis

Polio

Highly Recommended

Parental Consent to Treat

Enter one or all
immunizations and then click
the Submit button once.

Submit

NC State Health History - Instructions

1. Click on "Forms" to access the NC State Health History Form. It is the first link under New Incoming Student Forms. Please note that you will also have to complete the "Notice of Privacy Practice" and "Patient Rights" forms as well.

NC STATE UNIVERSITY

Locations and HoursAnna Hayes

HomeAppointmentImmunizationsFormsMessagesEducationUpload

New Incoming Student Forms

NC State Health History Form*

Please complete as a part of your new incoming student checklist in order to be compliant with admissions. Once complete click SUBMIT **Note** You cannot be seen at all in Student Health until completed

Notice of privacy Practice

Please review and acknowledge Form as a part of your new incoming student checklist.

Patient Rights

Please review and acknowledge Form as a part of your new incoming student checklist.

Consent to Treat (Under 18)

Consent for Treatment of Student. (Only for students 17yrs or younger.) After completion and parental signature, please upload the consent form using this portal.

Immunization Exemptions

Please follow this link to the NC Immunizations Exemptions for guidelines on Medical or Religious Exemptions.

2. Input all your answers in the health history form. You can list our office as your US-based contact. Our phone number is 919-515-2087.

Make sure you click the "Submit" button at the bottom once you are done.

NC STATE UNIVERSITY

Locations and HoursAnna Hayes

HomeAppointmentImmunizationsFormsMessagesEducationUpload

WELCOME TO NC STATE UNIVERSITY IMMUNIZATION COMPLIANCE PORTAL

NC General Statute 130A-1555.1 requires individuals attending a college or university to receive certain immunizations. You are required to complete the following Immunization Requirement steps for admission to NC State University <https://healthypack.dasa.ncsu.edu/health-records/immunizationtb-compliance/>

INSTRUCTION FOR SUBMISSION OF IMMUNIZATION DOCUMENTATION:

1. Select the Immunization button on the navigation bar and then select "Enter Dates".

2. Review your immunization records and the associated dates and enter the dates for each record by scrolling down to see the Entry area. The dates you are entering should match the dates of immunizations. When entering a date you received an immunization you are to use month/day/year TODAY'S DATE.

3. Upload your Immunization documents by scanning them on your computer and saving to a file button on the navigation bar to upload your documents. A link to the NC State Web Site is provided : documents that are acceptable to submit as part of Immunization Compliance.

*** As a reminder, make sure your name and date of birth are on all documents. A certificate of any documents not scribed in English.

By checking this box, you certify that you have completed this important health history form to the best of your knowledge. *

☐ No Answer☐ No☒ Yes

Thank you for completing this form. This history will help us provide you with better, more efficient care should you need to visit Student Health Services.

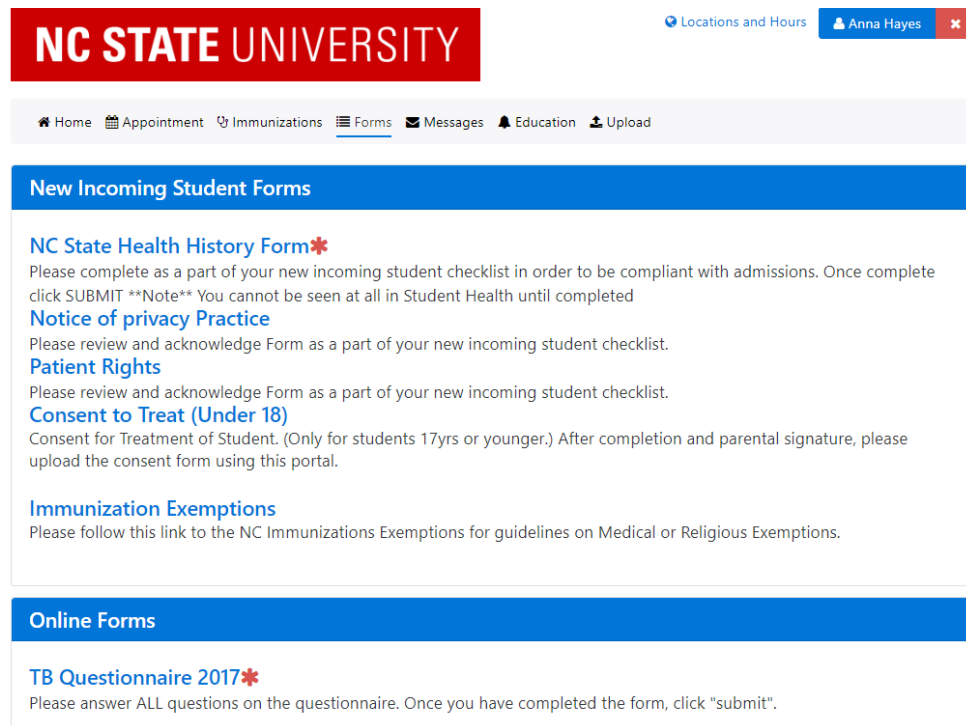
Once we review your Immunization and Health History forms, you will be 'Cleared' or you will be contacted regarding incomplete information. This can take up to 4 weeks to complete. Please do not contact us regarding your immunizations and forms until that time. Thank you.

For emergencies, call 911, use a campus emergency BLUE Light phone, or go to the nearest Emergency Room Now.

Submit

TB Questionnaire - Instructions

1. Click on "Forms" to access the TB Questionnaire. It is found under Online Forms.



NC STATE UNIVERSITY

Locations and Hours Anna Hayes

Home Appointment Immunizations **Forms** Messages Education Upload

New Incoming Student Forms

NC State Health History Form*
Please complete as a part of your new incoming student checklist in order to be compliant with admissions. Once complete click SUBMIT **Note** You cannot be seen at all in Student Health until completed

Notice of privacy Practice
Please review and acknowledge Form as a part of your new incoming student checklist.

Patient Rights
Please review and acknowledge Form as a part of your new incoming student checklist.

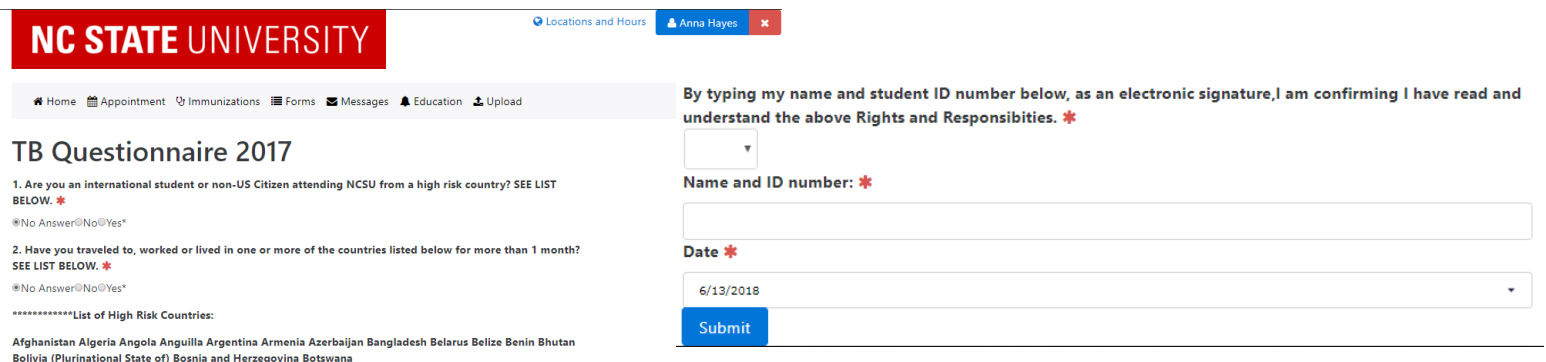
Consent to Treat (Under 18)
Consent for Treatment of Student. (Only for students 17yrs or younger.) After completion and parental signature, please upload the consent form using this portal.

Immunization Exemptions
Please follow this link to the NC Immunizations Exemptions for guidelines on Medical or Religious Exemptions.

Online Forms

TB Questionnaire 2017*
Please answer ALL questions on the questionnaire. Once you have completed the form, click "submit".

2. Input all your answers in the TB questionnaire. Make sure to enter your name and ID number then submit.



NC STATE UNIVERSITY

Locations and Hours Anna Hayes

Home Appointment Immunizations Forms Messages Education Upload

TB Questionnaire 2017

1. Are you an international student or non-US Citizen attending NCSU from a high risk country? SEE LIST BELOW. *

No Answer No Yes*

2. Have you traveled to, worked or lived in one or more of the countries listed below for more than 1 month? SEE LIST BELOW. *

No Answer No Yes*

*****List of High Risk Countries:

Afghanistan Algeria Angola Anguilla Argentina Armenia Azerbaijan Bangladesh Belarus Belize Benin Bhutan Bolivia (Plurinational State of) Bosnia and Herzegovina Botswana

By typing my name and student ID number below, as an electronic signature, I am confirming I have read and understand the above Rights and Responsibilities. *

Name and ID number: *

Date *

6/13/2018

Submit

Note about TB Testing:

All students that have traveled to or are from a high risk country are required to have a TB test. TB tests must be administered by a NC State University acceptable medical facility. Students should wait until they arrive in the United States to get tested. More information about the TB test will be provided during Orientation at the International Health Clinic appointment.